

TARS Password/self-reset user guide

Quick Link

- [User unable Login Issue](#)
- [Password structure](#)
- [Password history](#)
- [Password structure](#)
- [Password history](#)
- [Password lockout](#)
- [Password age](#)
- [Password expiry](#)
- [Dormant process](#)
- [set your own password](#)

Password structure

- minimum length 10 characters
- no maximum length
- allowed content; lowercase, uppercase, digits (numbers), punctuation, non-alphanumeric
- minimum 1 letter, minimum 1 digit (number)

Password history

- new password must be different to the last **6 passwords**

Password lockout

- account will be blocked after **3 unsuccessful** login attempts

Password age

- valid for **60 days**, then must be changed
- warning will be given from **7 days** before it expires

Password expiry

- after **7 Months** (210 days) of no activity an account will be suspended/disabled

ACTION - call TME Service Centre or your Local IT support to reactivate the account

Dormant process

- after **13 Months** (400 days) of no activity an account will be deleted

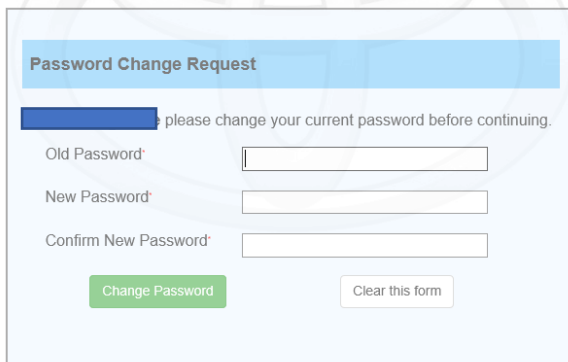
ACTION - raise a request in Service Now for a new account

PATH - TME Service Catalog -> Accounts & Access -> Request application access

set your own password

If you are a First-time user, then **set your own password**.

- Access <https://mytoyota.toyota-europe.com>
- enter the credentials received from your IT department or TME Service-centre
- Enter new Password (make sure you follow the password structure mentioned above)



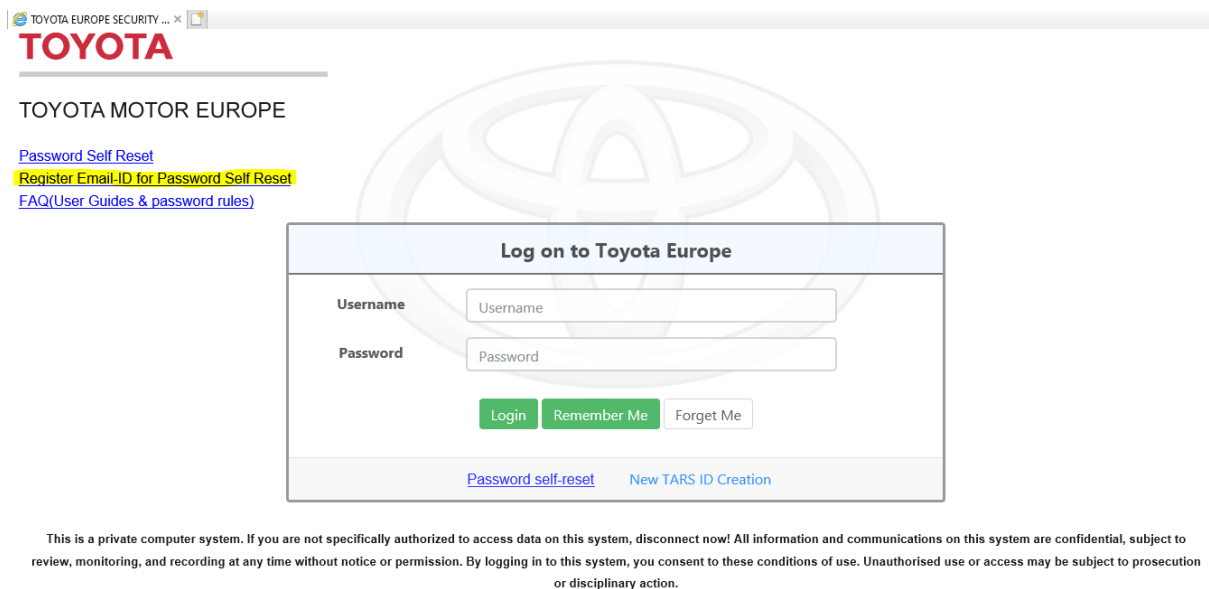
The screenshot shows a web form titled "Password Change Request". It contains a message: "please change your current password before continuing." Below this are three input fields: "Old Password*", "New Password*", and "Confirm New Password*". At the bottom, there are two buttons: "Change Password" (green) and "Clear this form" (white).

Register Email ID for Password Self Reset :

Follow the below steps:

- Access any TARS protected business application or the below mytoyota TARS portal

<https://mytoyota.toyota-europe.com>



The screenshot shows the Toyota Europe Security portal. At the top, there is a "TOYOTA" logo and the text "TOYOTA MOTOR EUROPE". Below this, there are links: "Password Self Reset", "Register Email-ID for Password Self Reset" (highlighted in yellow), and "FAQ(User Guides & password rules)". The main part of the page is a login form titled "Log on to Toyota Europe". It has fields for "Username" and "Password", and buttons for "Login", "Remember Me", and "Forget Me". At the bottom of the form, there are links for "Password self-reset" and "New TARS ID Creation". Below the form, there is a disclaimer: "This is a private computer system. If you are not specifically authorized to access data on this system, disconnect now! All information and communications on this system are confidential, subject to review, monitoring, and recording at any time without notice or permission. By logging in to this system, you consent to these conditions of use. Unauthorised use or access may be subject to prosecution or disciplinary action."

- Click on **Register Email-ID for Password Self Reset**
- Login using your tars-id and password
- If you wish to change the e-mail address, then enter new e-mail address.
- Clicking on **Submit** will send a verification code to the newly provided e-mail address.

If you already tried this step and have a valid verification code (which was sent 15 minutes back)

check-box **Verification Code (enter the code in next screen)**

Register for email address

Dear user your current register email address is b*****@external.toyota-europe.com
If you want to register new email address please enter below..

New Email*

Re-Enter Email*

If you already have a valid Verification code, then only select the check-box and submit.

Verification Code

☐

Submit

Close

- Enter the Verification code and Click on **Submit**

Verification Code confirmation

Please enter the verification code sent to the below email address.

Email*

*****@toyota-europe.com

Verification Code *

[Re-Generate Verification Code](#)

Submit


If the provided verification code is correct, then the e-mail address will be updated in the system and you will see the below success message.

Success
Thank you !! Your email address has been registered successfully.
Close

Self Reset in case if you forgot your password:

Follow the below steps:

- Click on **Password Self Reset** link
- Enter your TARS-ID and letters shown in the box

Please enter username and captcha code to proceed for password reset	
Username*	<input type="text"/>
	
Please type what you see*	<input type="text"/>
Continue	


- Click on **Submit**

Send password reset link to below registered address	
Registered email	<input type="text" value="*****@external.toyota-europe.com"/>

Submit

You will receive the password reset link to the registered e-mail address.

Note: The provided password reset link will be valid only for the 15 minutes from clicking on Submit button.

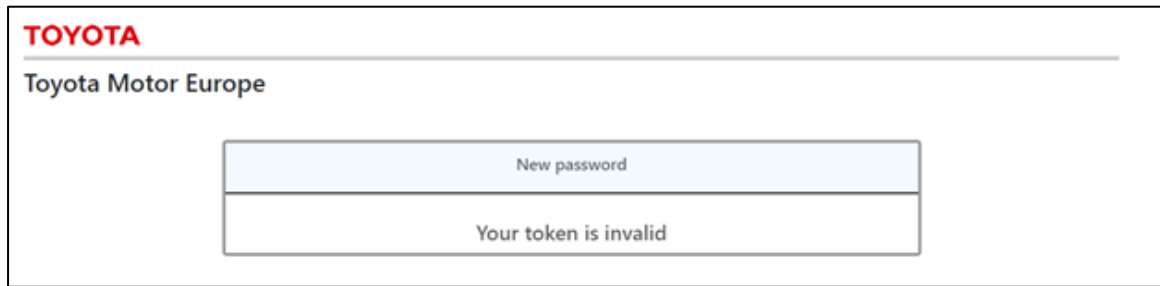
New password	
Username*	<input type="text"/>
New Password*	<input type="password"/>
	
Confirm New Password*	<input type="password"/>

Continue

- User will get the confirmation on successful change of the Password

TOYOTA	
Toyota Motor Europe	
Password Reset Successful	
Your password has been changed successfully.	
Logout now	

Note: if you tried to open the link after 15 minutes, then you will get **token invalid** message. You need to repeat the same steps again.



The screenshot shows the Toyota Motor Europe login interface. At the top left is the 'TOYOTA' logo in red. Below it, the text 'Toyota Motor Europe' is displayed. In the center, there is a light blue rectangular box containing the text 'New password'. Directly below this box is a white rectangular box with a thin black border containing the text 'Your token is invalid'.

User unable Login Issue

Step 1: Clear Your Browser Cache

Before escalating the issue, please clear your browser cache based on your browser

Step 2: Raise an Incident

If the issue persists after clearing the cache